



Below shows the immunization and exemption rates for your school in the 2025-2026 school year. The goal is for at least 95% of children to be immunized for community protection and to reduce the chance of spreading vaccine preventable diseases.

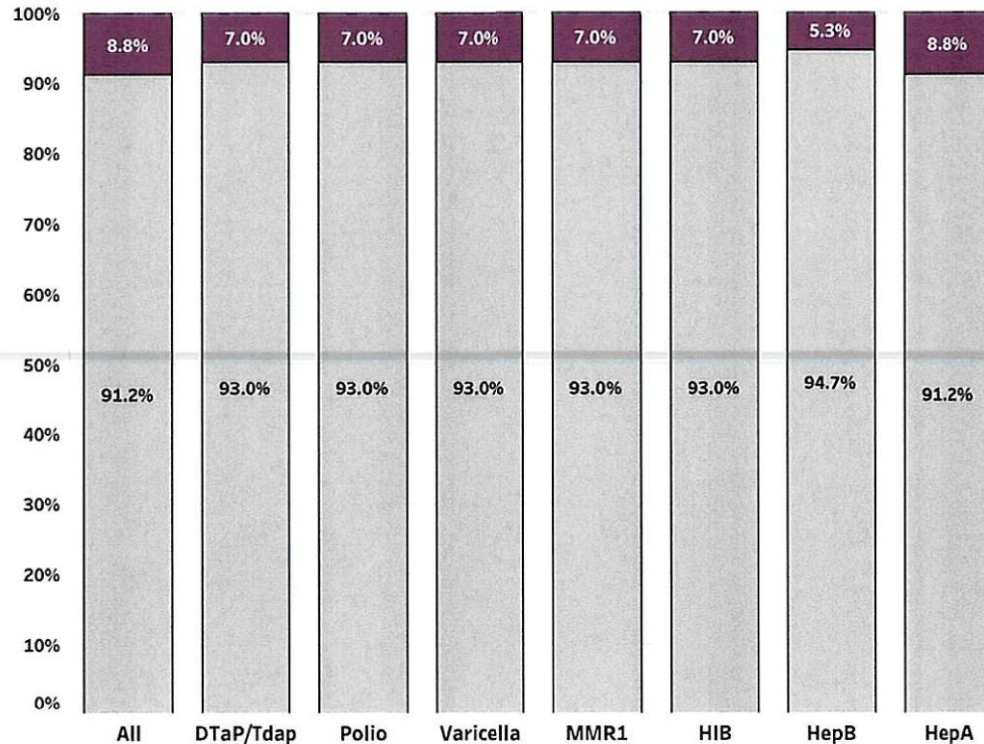
Selected school: Giggles and Grace, Malheur

Giggles and Grace Malheur County

■ Nonmedical exemption rate ■ Immunization rate

Giggles and Grace Malheur

Enrollment *	57	
Not Required **	26	
Under 18 Months ***	9	
% No Record ****	0.0%	
% All Required Vaccines	91.2%	80.4%
% DTaP / Tdap	93.0%	83.0%
% Polio	93.0%	88.8%
% Varicella	93.0%	88.4%
% MMR1	93.0%	90.0%
% Hep B	94.7%	90.0%
% Hep A	91.2%	89.0%
% HIB	93.0%	88.8%
% NME - Any	8.8%	
% NME - DTaP / Tdap	7.0%	
% NME - Polio	7.0%	
% NME - Varicella	7.0%	
% NME - MMR1	7.0%	
% NME - HepB	5.3%	
% NME - Hep A	8.8%	
% NME - HIB	7.0%	
% NME - All	3.5%	
% Medical Exemption	0.0%	



* Number of children enrolled in this site as of March
 ** Additional children not included in enrollment number for whom immunizations are not required to be reported because their records are tracked by another site or attend fewer than 5 days per year
 *** Additional children not included in enrollment number 18 months and under for whom immunizations are not required to be reported because of their age
 **** Percent of children with no immunization or exemption record

The chart shows both the vaccination and nonmedical exemption rates (NME) for each vaccine. These numbers may not total 100% if some children have medical exemptions, or are incomplete or in process with immunizations but do not need an exemption because they are on schedule.

English

Español

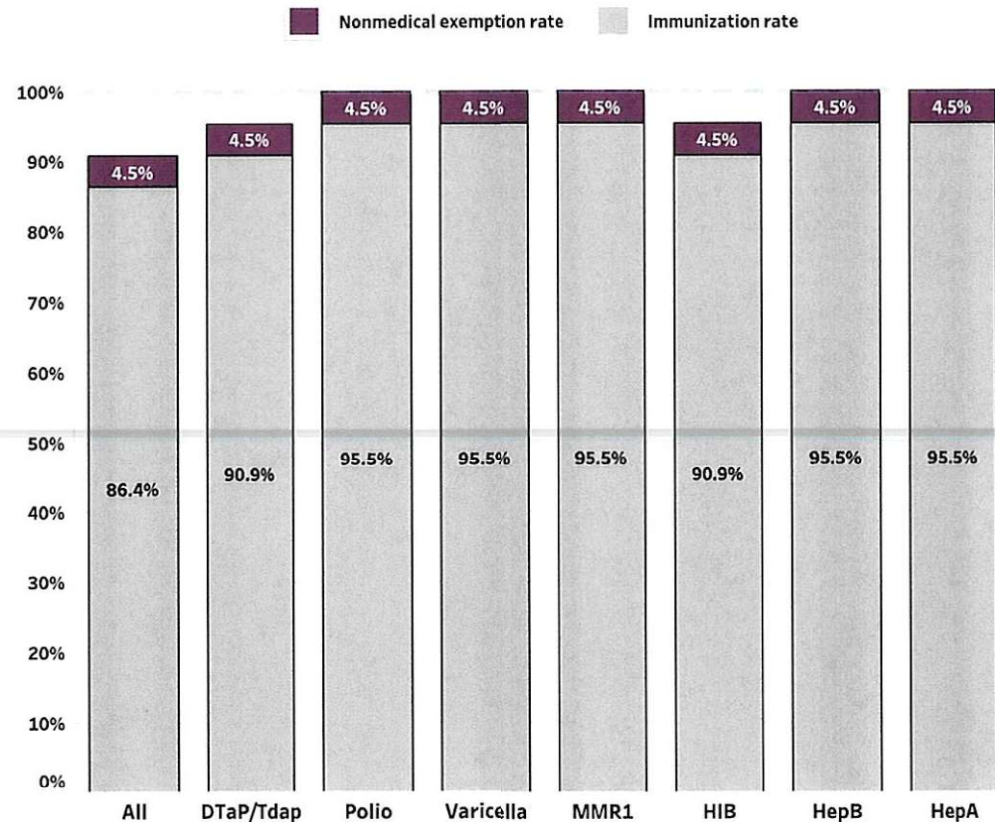


Below shows the immunization and exemption rates for your school in the 2025-2026 school year. The goal is for at least 95% of children to be immunized for community protection and to reduce the chance of spreading vaccine preventable diseases.

Selected school: Giggles and Grace ELC SITE #2, Malheur

Giggles and Grace ELC SITE #2 Malheur County

Giggles and Grace ELC SITE #2	Malheur
Enrollment *	22
Not Required **	0
Under 18 Months ***	8
% No Record ****	0.0%
% All Required Vaccines	86.4%
% DTaP / Tdap	90.9%
% Polio	95.5%
% Varicella	95.5%
% MMR1	95.5%
% Hep B	95.5%
% Hep A	95.5%
% HIB	90.9%
% NME - Any	4.5%
% NME - DTaP / Tdap	4.5%
% NME - Polio	4.5%
% NME - Varicella	4.5%
% NME - MMR1	4.5%
% NME - HepB	4.5%
% NME - Hep A	4.5%
% NME - HIB	4.5%
% NME - All	4.5%
% Medical Exemption	0.0%



* Number of children enrolled in this site as of March
 ** Additional children not included in enrollment number for whom immunizations are not required to be reported because their records are tracked by another site or attend fewer than 5 days per year
 *** Additional children not included in enrollment number 18 months and under for whom immunizations are not required to be reported because of their age
 **** Percent of children with no immunization or exemption record

The chart shows both the vaccination and nonmedical exemption rates (NME) for each vaccine. These numbers may not total 100% if some children have medical exemptions, or are incomplete or in process with immunizations but do not need an exemption because they are on schedule.

English

Español



Below shows the immunization and exemption rates for your school in the 2025-2026 school year. The goal is for at least 95% of children to be immunized for community protection and to reduce the chance of spreading vaccine preventable diseases.

Selected school: Giggles & Grace Nyssa, Malheur

Giggles & Grace Nyssa Malheur County

Giggles & Grace Nyssa Malheur

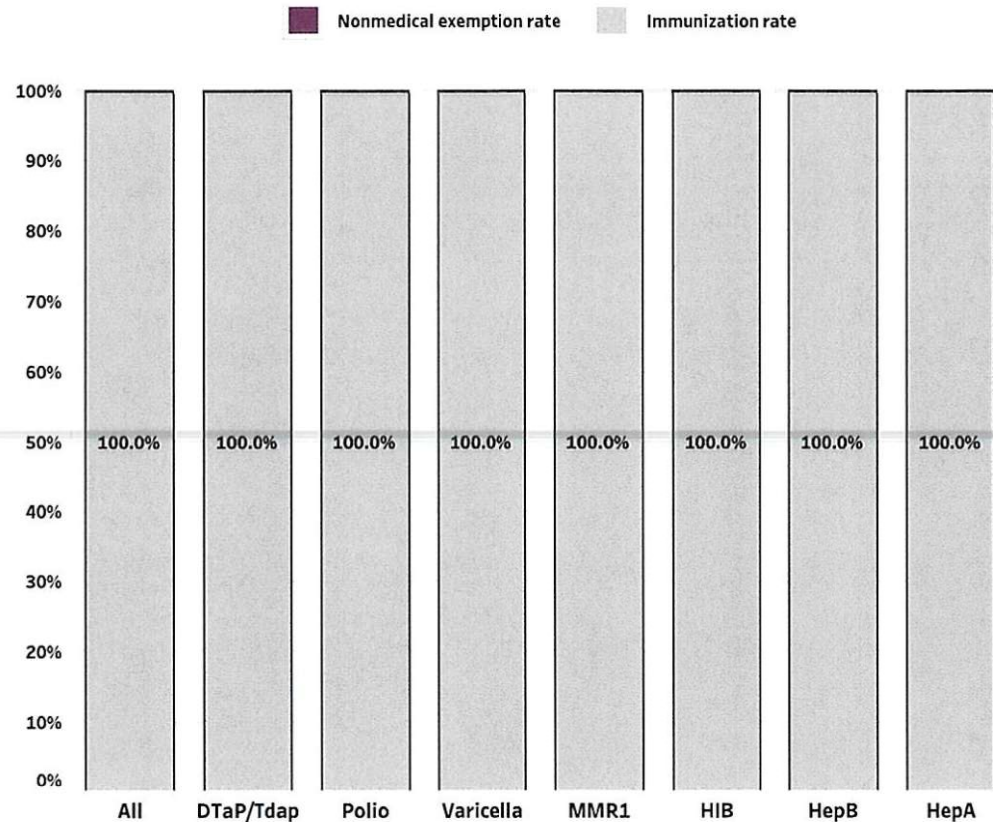
Enrollment *	10	
Not Required **	0	
Under 18 Months ***	2	
% No Record ****	0.0%	
% All Required Vaccines	100.0%	80.4%
% DTaP / Tdap	100.0%	83.0%
% Polio	100.0%	88.8%
% Varicella	100.0%	88.4%
% MMR1	100.0%	90.0%
% Hep B	100.0%	90.0%
% Hep A	100.0%	89.0%
% HIB	100.0%	88.8%
% NME - Any	0.0%	
% NME - DTaP / Tdap	0.0%	
% NME - Polio	0.0%	
% NME - Varicella	0.0%	
% NME - MMR1	0.0%	
% NME - HepB	0.0%	
% NME - Hep A	0.0%	
% NME - HIB	0.0%	
% NME - All	0.0%	
% Medical Exemption	0.0%	

* Number of children enrolled in this site as of March

** Additional children not included in enrollment number for whom immunizations are not required to be reported because their records are tracked by another site or attend fewer than 5 days per year

*** Additional children not included in enrollment number 18 months and under for whom immunizations are not required to be reported because of their age

**** Percent of children with no immunization or exemption record



The chart shows both the vaccination and nonmedical exemption rates (NME) for each vaccine. These numbers may not total 100% if some children have medical exemptions, or are incomplete or in process with immunizations but do not need an exemption because they are on schedule.